




# Dog clothing line

By: Rebeka Chudackova



---

# Table of contents

**01** Learning goal

**02** Product goal

**03** Main idea/  
inspiration of the  
project

**04** View of the  
process

**05** How successful  
was it

---



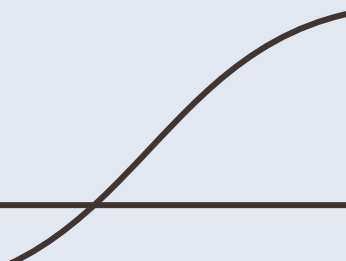
01

Learning goal

---

# My learning goal

My learning goal was to learn how to make dog clothing items. Because I was curious if I would be able to complete them since it was something I have never done before.





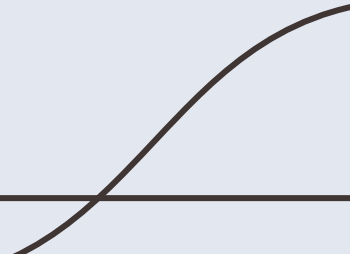
02

**Product goal**

---

# My product goal

My product goal was to be successful in making Dog items such as dog collars, harnesses, and clothing.



---

03

**Main Idea and  
inspiration**

---

---

# Main idea/inspiration

Prior to this project I attended sewing classes and camps. I implemented this knowledge into my project although the items I created were all upcycled. The inspiration for making my products upcycled was fast fashion and the waste that comes from it.

---



---

04

**The process**

---

---

# The process

The process was that first I had to create an idea for my personal project. Then I planned it out sketched all my ideas and then I started working on bringing my idea to life.

---

05

**How successful was the  
product?**

---

# How successful was the product

The product was successful because I have managed to sew all of the dog clothing in time with mostly good quality. All of the products were functional and aesthetically pleasing. Most of them were also durable.

