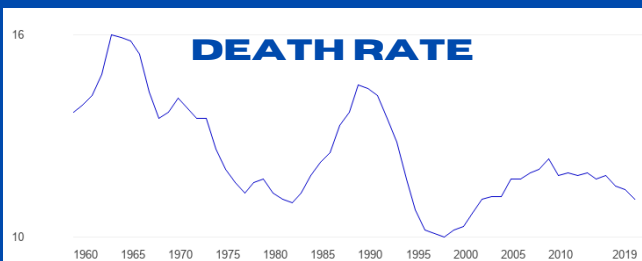
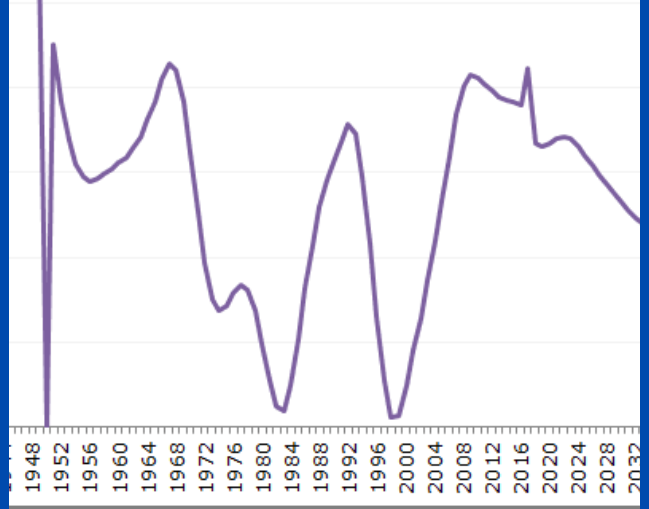


THE SWEDISH POPULATION

The total population of Sweden is currently at 10.35 million, with 5.22 million being men and 5.16 being women.

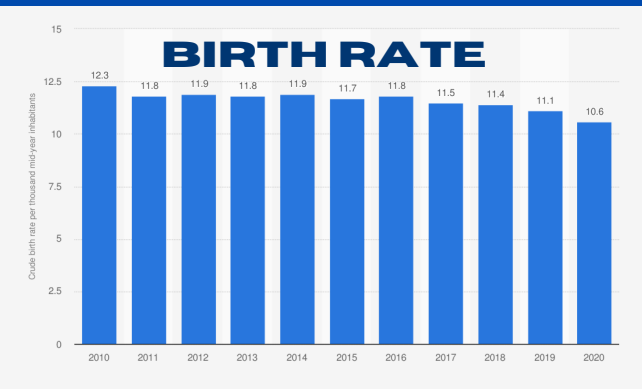
POPULATION GROWTH RATE

The Swedish growth rate is currently at 0,7%. Since 1970 the growth rate has been fluctuating and down but remained in positive numbers



DEATH AND BIRTH RATE


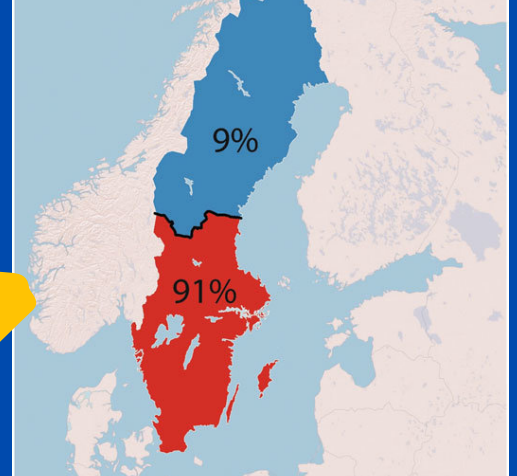
Sweden's death rate has gradually decreased since 1970 with 10.4 deaths per 1000 people to 2021 with 9.1 deaths per 1000. Sweden's birth rate is 11.9 births per 1000 people.



DOUBLING TIME

In about a 100 years, the population of Sweden will double.

Population density

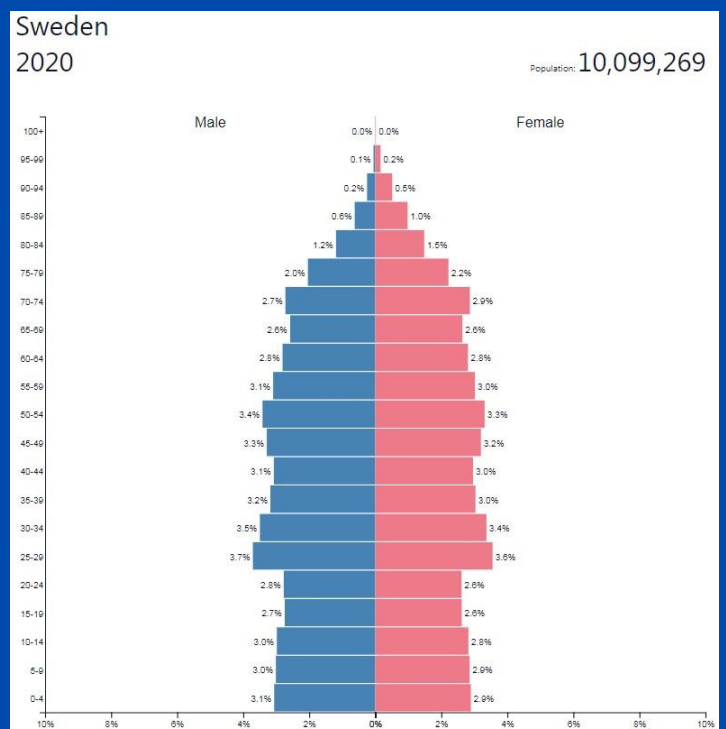


LIFE EXPECTANCY

Sweden is in world's top 4 highest life expectancy's. The average life expectancy is 82.96 years with men living an average of 80.3 and women living an average of 84.3.

POPULATION PYRAMID

From what we can observe, Sweden is a stable country. As I have mentioned before, the population of Sweden is going to double in a 100 years hence why the population growth rate is going at a steady pace.



“Sweden Population (2021) - Worldometer.” Worldometers, www.worldometers.info/world-population/sweden-population. Accessed 10 Dec. 2021.

“Population Statistics.” Statistiska Centralbyrån, www.scb.se/en/finding-statistics/statistics-by-subject-area/population/population-composition/population-statistics. Accessed 10 Dec. 2021.

OPVL analysis

Worldometer.info

Worldometer is a website I found to be trustworthy because I have seen it be mentioned in google scholar. This website is also said to be run by developers, researchers and volunteers on its 'about us' page. This source was also voted as the "best reference free website" by the American library association. The website is cited as a source in over 10,000 published books and over 6,000 journal articles.

REFLECTION

Research:

While doing my research I have not experienced any difficulty finding information. I have used sources that I found to be trustworthy and found the right information.

I have though had some difficulty with finding good pictures which represented the right information. Sometimes the pictures would represent something completely different then what I needed them to. Next time I would probably use google scholar instead of regular google to narrow my results when I search up certain information.

Process:

In my previous assignments I always struggled with time management or self organisation, but while completing assignments I think I have definitely improved on organising myself and my time. Despite my improvements, I still submitted this project a little later then I was supposed to which is I think the only thing that I struggled with. In the future I would definitely start my assignments earlier and not hold it off until the last minute.

Results:

I ended up being quite proud of the infographic that I've created since I never did anything like this before. I think there is definitely a lot to improve especially my pictures and visuals.