

# POPULATION DYNAMICS OF CHAD

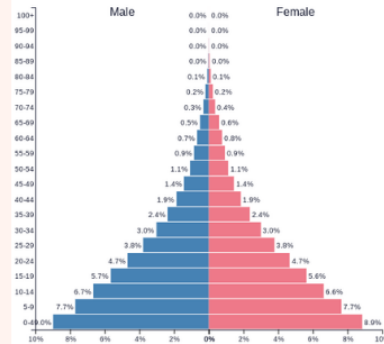


**POPULATION PYRAMID 2020**

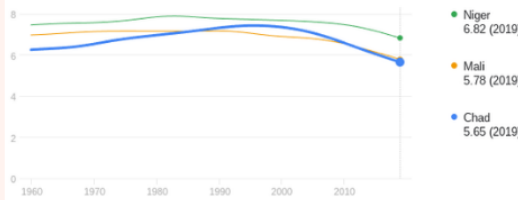
From this population pyramid we can see that Chad is an expanding type of population pyramid country

A expanding population pyramid is when the country has a lot of children/teenagers who, when they grow up, will increase the population size

2020 Population: 16,425,858

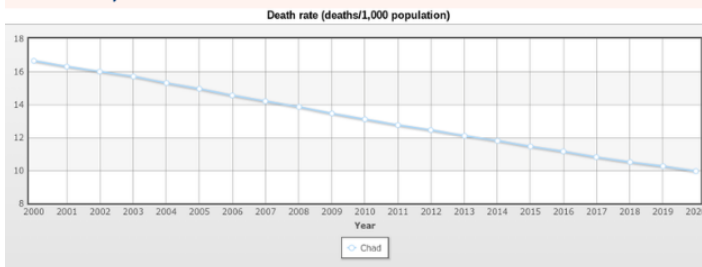


5.65 births per woman (2019)



Year	Population	Growth Rate	Density (km <sup>2</sup> )	Population Rank	Density Rank
2021	16,914,985	3.04%	13.43	72	211
2020	16,425,864	3.00%	13.04	72	211
2019	15,946,876	3.03%	12.66	72	211
2018	15,477,729	3.07%	12.29	72	212
2017	15,016,753	3.13%	11.93	72	212

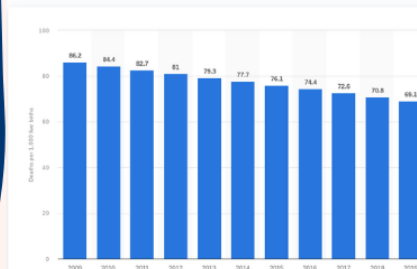
**FUN FACT = ↗**  
The doubling time of Chad's population is 23 years



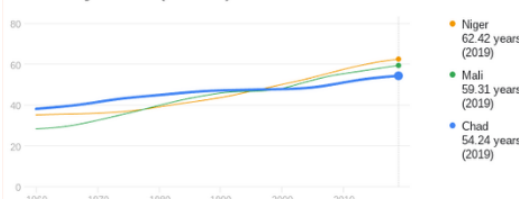
**Death rate**  
Chad's death rate per year is rapidly decreasing, at 2000 it was around 17 people and now it has decreased to just 10

Country	2000	2001	2002	2003	2004	2005	2006	2007	2008	2009	2010	2011	2012	2013	2014	2015	2016	2017	2018	2019	2020
Chad	16.64	16.32	16.01	15.68	15.3	14.93	14.57	14.2	13.84	13.47	13.11	12.77	12.43	12.1	11.78	11.46	11.14	10.82	10.52	10.24	9.9

**INFANT MORTALITY RATE**  
All infant mortalities are measured by 1,000 live births



54.24 years (2019)



**Average life expectancy**  
The average life expectancy of the people of Chad is low to African standards which is 74-years